



# PCF - Series

model

2009PCB-2BRF/

2014PCB-2BRF

# NEWTEC


the world leaders

## pc weigher for processed products



### Frozen seafood and fish

- Re-programmable in seconds
- User friendly
- Robustly constructed in stainless steel
- Simply cleaned, fully wash-downable
- Re-programmable in seconds Automatic taring
- Low cost of ownership
- Combining speed with accuracy
- Premium reliability



# NEWTEC

the world leaders

PCF - Series

model 2009PCB-2BRF/  
2014PCB-2BRF

NEWTEC A/S  
Stærmossegårdsvej 18  
DK-5230 Odense M  
Denmark

T: +45 66 15 84 44  
F: +45 66 15 44 39

E: [mail@newtec.dk](mailto:mail@newtec.dk)  
[www.newtec.com](http://www.newtec.com)

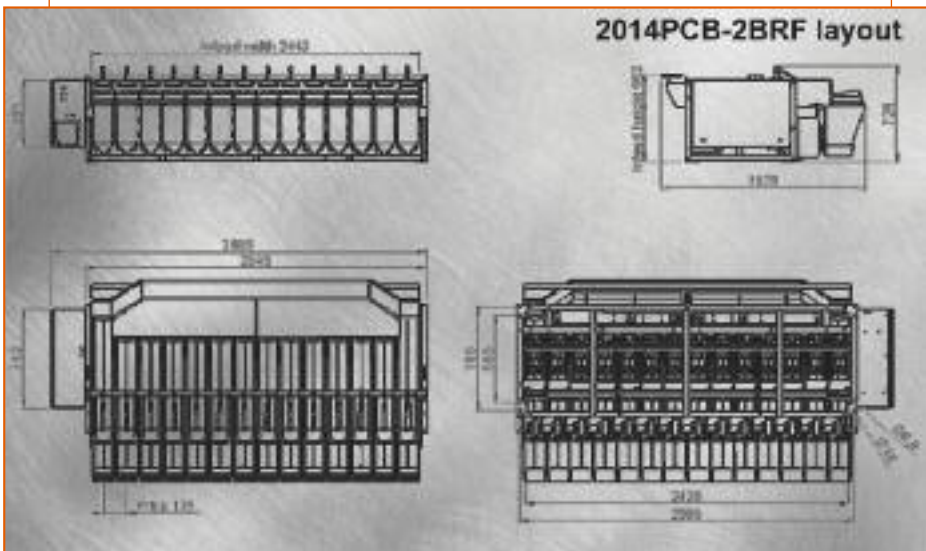
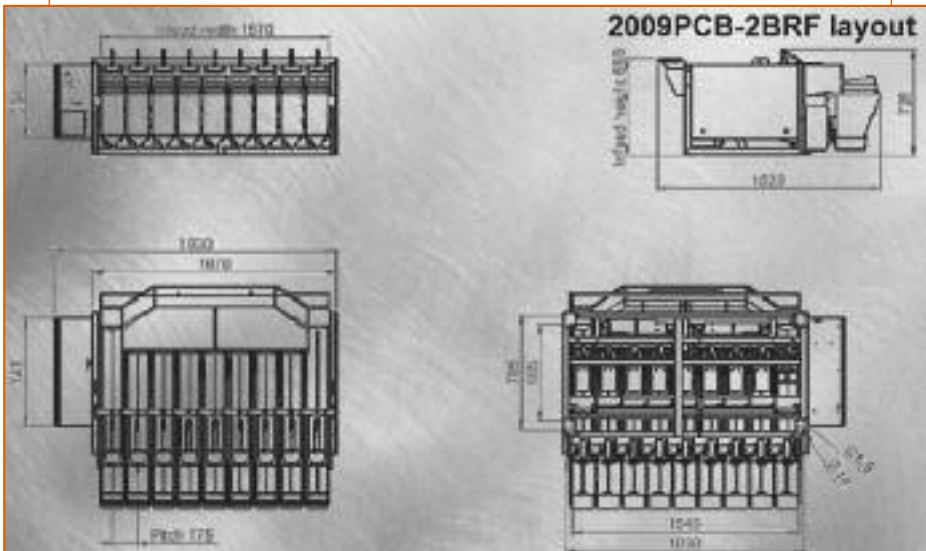
## Technical Data

Air requirement:	Connection: 3/8" Min. pressure: 7 Bar/100 psi Consumption: 25-50 NL/min
Electrical requirement:	Connection: 230/400 VAC +(N)+PE Total consumption 1 - 1,5kW
Weight:	330kg (2009PCBF only) 425kg (2014PCBF only)

## Capacity

**2009PCB-2BRF** runs up to 25 portions per minute depending on portion size and product

**2014PCB-2BRF** runs up to 35 portions per minute depending on portion size and product



## For frozen fish and similar products

- Maximum length of product 300mm
- Designed with a centre distance of 175mm between feed chutes
- Also available with a centre distance of 125mm between feed chutes